

N. C. GRIVAS

Junior A+B

One-year Course

VS

Amusement  
park

Circus

Teacher's

Coursebook

GRIVAS  
publications





# Contents

<b>Intro</b>	.....	<b>4</b>
<b>Lesson 1</b>	<b>Peanut [A/An]</b> .....	<b>8</b>
<b>Lesson 2</b>	<b>Dinosaur school [This/That is a/an ...]</b> .....	<b>10</b>
<b>Lesson 3</b>	<b>Time for school! [What's this/that? It's a/an ...]</b> .....	<b>12</b>
<b>Lesson 4</b>	<b>A new toy [I am, You are, He/She/It is]</b> .....	<b>14</b>
<b>Lesson 5</b>	<b>The pilots [We/You/They are - Plurals: -s]</b> .....	<b>16</b>
<b>Review 1</b>	.....	<b>18</b>
<b>Story 1</b>	<b>The scooter</b> .....	<b>20</b>
<b>Lesson 6</b>	<b>Mrs Brown's pets [The possessive case]</b> .....	<b>22</b>
<b>Lesson 7</b>	<b>The spider [The verb 'to be' (negative)]</b> .....	<b>24</b>
<b>Lesson 8</b>	<b>Honey is scared [The verb 'to be' (questions + short answers)]</b> .....	<b>26</b>
<b>Lesson 9</b>	<b>It's a train [These/Those are]</b> .....	<b>28</b>
<b>Lesson 10</b>	<b>In the park [What are these/those? They're ...]</b> .....	<b>30</b>
<b>Review 2</b>	.....	<b>32</b>
<b>Story 2</b>	<b>Is it a helicopter?</b> .....	<b>34</b>
<b>Lesson 11</b>	<b>The monkeys [There is/are - on/in/under - Numbers 11-20]</b> .....	<b>36</b>
<b>Lesson 12</b>	<b>Candy's bedroom [Is/Are there? + short answers]</b> .....	<b>38</b>
<b>Lesson 13</b>	<b>The costume shop [Have/Has got (affirmative)]</b> .....	<b>40</b>
<b>Lesson 14</b>	<b>Under the sea [Have/Has got (negative)]</b> .....	<b>42</b>
<b>Lesson 15</b>	<b>On the beach [Have/Has got (questions + short answers)]</b> .....	<b>44</b>
<b>Review 3</b>	.....	<b>46</b>
<b>Story 3</b>	<b>Where's Techie?</b> .....	<b>48</b>
<b>Lesson 16</b>	<b>Peanut is hungry [Plurals: -es, -ies, irregular (man, woman, child)]</b> .....	<b>50</b>
<b>Lesson 17</b>	<b>Tiny's family [My-Your-His-Her-Its]</b> .....	<b>52</b>
<b>Lesson 18</b>	<b>The birthday party [Our-Your-Their]</b> .....	<b>54</b>
<b>Lesson 19</b>	<b>Clever robots [Can/Can't]</b> .....	<b>56</b>
<b>Lesson 20</b>	<b>Finn's kite [Can (questions + short answers)]</b> .....	<b>58</b>
<b>Review 4</b>	.....	<b>60</b>
<b>Story 4</b>	<b>Techie's robot</b> .....	<b>62</b>
<b>Lesson 21</b>	<b>Let's clean the beach [Imperative]</b> .....	<b>64</b>
<b>Lesson 22</b>	<b>Be careful, Tiny! [Present Continuous affirmative (I/You/He/She/It)]</b> .....	<b>66</b>
<b>Lesson 23</b>	<b>Let's save the birds [Present Continuous affirmative (We/You/ They)]</b> .....	<b>68</b>
<b>Lesson 24</b>	<b>The weather [Present Continuous (negative)]</b> .....	<b>70</b>
<b>Lesson 25</b>	<b>It's snowing [Present Continuous (questions + short answers)]</b> .....	<b>72</b>





<b>Review 5</b>	.....	74
<b>Story 5</b>	Foxy is dirty .....	76
<b>Lesson 26</b>	Peanut's day, [Simple Present (affirmative) / Time (half past)] .....	78
<b>Lesson 27</b>	Every day, ... [Simple Present (always, often, never, sometimes)] .....	80
<b>Lesson 28</b>	I want to be ... [Simple Present (negative)] .....	82
<b>Lesson 29</b>	My job [Simple Present (questions + short answers / Days of the week)] .....	84
<b>Lesson 30</b>	The wallet [Object Pronouns] .....	86
<b>Review 6</b>	.....	88
<b>Story 6</b>	Techie's day .....	90
<b>Lesson 31</b>	The sports centre [Comparative] .....	92
<b>Lesson 32</b>	The holiday [Superlative] .....	94
<b>Lesson 33</b>	Abby's kangaroo [Must/Mustn't] .....	96
<b>Lesson 34</b>	The farm [Was/Were (There was/There were)] .....	98
<b>Lesson 35</b>	The bees [Was/Were (negative/questions + short answers)] .....	100
<b>Review 7</b>	.....	102
<b>Story 7</b>	Foxy is fast .....	104
<b>Lesson 36</b>	In the forest [Simple Past (regular - affirmative)] .....	106
<b>Lesson 37</b>	Poor Tiny! [Simple Past (irregular - affirmative)] .....	108
<b>Lesson 38</b>	On the lake [Simple Past (regular/irregular)] .....	110
<b>Lesson 39</b>	The months [Simple Past (questions + short answers)] .....	112
<b>Lesson 40</b>	The seasons [Be going to] .....	114
<b>Review 8</b>	.....	116
<b>Story 8</b>	The picnic .....	118
<b>Celebrations 1</b>	Happy Halloween! .....	120
<b>Celebrations 2</b>	Merry Christmas! .....	122
<b>Celebrations 3</b>	Happy Easter! .....	124
<b>Jingle Bells Song</b>	.....	126
<b>Audio Track Numbers</b>	.....	127
<b>Listening Scripts</b>	.....	131
<b>Photocopiable Material</b>	.....	133
<b>Stickers</b>		



# 6 Mrs Brown's pets




kitten

fish

parrot

hamster



**Peanut:** Look, Finn! This kitten is very sad.

**Fifi:** Miaow.

**Finn:** Fifi. Hm. Mrs Brown's kitten.

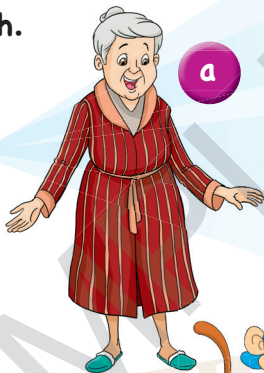

**Mrs Brown:** Oh, Fifi!

**Fifi:** Miaow.

**Mrs Brown:** Thank you. You are a very good boy. Ooh, a dog and a monkey!

**Finn:** Yes. They are my pets, Peanut and Honey.

## 1 Read and match.



1

*This kitten is very sad.*

c

2

*This is Finn's dog, Honey.*

a

3

*A fish and a parrot.*

b

Finn's dog



Mrs Brown's fish



## 2 Write.

1

Tom / pencil

Tom's pencil

3

Emma / fish

Emma's fish

2

Jenny / book

Jenny's book

4

Nick / bike

Nick's bike




▶▶ 3



**Mrs Brown:** Look, Milo.  
This is Finn's  
dog, Honey.

**Finn:** Look, Peanut!  
A fish and a  
parrot.

**Peanut:** Wow! Hamsters  
and rabbits.



▶▶ 4

Honey!



Milo!

▶▶ 5



**Peanut:** Look! Milo  
and Honey.  
They are  
very happy.

**ALL:** Ha ha!



**3** Look and write.

1



rabbit

2



parrot


3



kitten

4

fish



**4** Listen and number.

Todd

3



1

Penny



4

Oscar

2

Megan



PHONICS



th

Three  
thirsty  
cats in  
a bath.





# THE SPIDER



snake




sock



spider


1



**Tiny:** Look, Candy! A snake! A big green snake.

**Candy:** A snake? Aargh!


2



**Tiny:** Ha ha! It isn't a snake. It's a green sock. And it isn't big. It's small.

**Candy:** Hm! You aren't funny, Tiny!

3



**Tiny:** Look, Candy. A spider!

**Candy:** Hm! I'm not scared, Tiny. That's a toy.

**Spider:** Oh no! Dinosaurs.

4

**Tiny:** Aargh! It isn't a toy, Candy.

**Candy:** And it isn't slow. It's very fast. Aargh!

**Spider:** Ha ha! The dinosaurs are big, but they are scared!



**1** Read and write **Yes** or **No**.




1 The sock is green. .... **Yes** .....

3 The spider is slow. .... **No** .....

2 The sock is big. .... **No** .....

4 Tiny and Candy are scared. .... **Yes** .....





## LOOK

I am not. → I'm not.


You are not. → You aren't.

He/She/It is not. → He/She/It isn't.

We/You/They are not. → We/You/They aren't.



It **isn't** red.



They **aren't** snakes.



2 Write 'm not, isn't or aren't.

1 We **aren't** pilots.

2 I **'m not** scared.

3 You **aren't** sad.

4 She **isn't** a teacher.

5 It **isn't** a spider.

6 They **aren't** scooters.

3 Look, circle and say.



They **aren't** sad.  
They are happy.

1 **happy** / sad




3 **fast** / **slow**



4 **funny** / **scared**

2 **big** / small



**sing**

I can see a dinosaur,  
big and red.

It's a funny dinosaur,  
I'm not scared!

I can see a spider,  
small and blue.

The dinosaur is scared,  
I'm scared too!




## PROJECT

Dinosaur wristband



# 8 Honey is scared



2

Finn: Wow! The giraffe is very tall.

Lucy: Hey, look at Peanut!

1

Alfie: Look! Animals! An elephant and a hippo...

Peanut: Look! Two zebras and a giraffe!



3

Are you hungry?




1 Read and complete.

1 Look! Two z e b r a s and a giraffe!

3 Mm. I'm very h u n g r y.

2 What's that? Is it a l i o n?



Is he hungry?  
Yes, he **is**.



Are they big?  
No, they **aren't**.

Am I ...? Yes, you **are**. / No, you **aren't**.

Are you ...? Yes, I **am**. / No, I'm **not**.

Is he/she/it ...?  
Yes, he/she/it **is**. /  
No, he/she/it **isn't**.

Are we/you/they ...?  
Yes, we/you/they **are**. /  
No, we/you/they **aren't**.



2 Write: I'm not, she isn't, it is, we are, you aren't, they are.



1 'Am I funny?'

'No, you aren't.'

2 'Is the giraffe tall?' 'Yes, it is.'


3 'Are you in the park?' 'No, I'm not.'

4 'Are the bikes red?' 'Yes, they are.'

5 'Is she a teacher?' 'No, she isn't.'

6 'Are you happy?' 'Yes, we are.'






elephant

hippo

giraffe

lion



Alfie: Is Honey sad?


Finn: No, she isn't. She's scared. Look!

Alfie: What's that? Is it a ... lion?

Lucy: Yes, it is.

Lion: Mm. I'm very hungry.

▶▶ 5



Elephant: Are you scared now?

Children: No, we aren't. Now the lion is scared.

All: Goodbye, Mr Lion!




3 Listen and tick (✓).

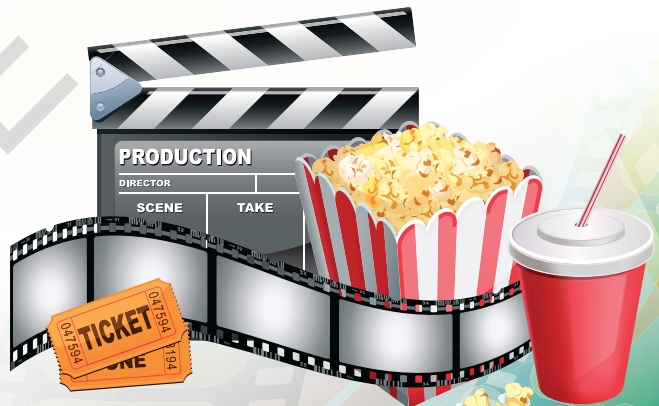

1



2



3



PHONICS



ph



Look! An elephant  
and a dolphin  
in a photo.





# 9 It's a train



1

**Bella:** What's that, Max?  
**Max:** It's a train, Bella.  
**Bella:** Cool! A train in the sky. Is it fast?  
**Max:** Yes. It's very fast.

**Bella:** Those planes are in the sky too.  
**Max:** Those are helicopters. They aren't planes.  
**Bella:** Ah, yes.

2



3



**Bella:** This bike is very old. Look at the wheels!  
**Max:** One wheel is very big ...  
**Bella:** Yes. And one wheel is small.

**Bella:** These cars are funny. Where are they?  
**Max:** They are in Cuba. They are taxis.  
**Bella:** Taxis?  
**Max:** Yes. The taxis in Cuba are small and yellow with three wheels.



4





# 1 Read and write ✓ or ✗.

- 1 The train is slow. ☐
- 2 The helicopters are in the sky. ☒
- 3 The bike is old. ☒
- 4 The taxis are big with three wheels. ☐



This is a car. →



These are cars. →



That is a bike. →



Those are bikes. →



## 2 Circle and say.

- 1 **These / Those** are books.



- 2 **These / Those** are teddy bears.



- 3 **These / Those** are pencils.



- 4 **These / Those** are hamsters.



## 3 Look and circle.

- Look at this 1) **train / plane**.  
It's 2) **big / small** and it's very  
3) **new / old**.



- Look at these 1) **helicopters / cars**.  
They are very 2) **fast / slow** with  
big 3) **taxis / wheels**.



These are helicopters,  
those are planes.  
This is a taxi,  
that is a train.  
Yes. It's a train, it's a train.  
Woo woo!  
Yes, it's a train, it's a train.

These are helicopters.  
Yes, they are.  
This is a bike,  
that is a car.  
Yes. It's a car, it's a car.  
Beep beep!



# 10 In the park



1

The friends are on the bus.

Finn: Look! The park.

Peanut: What are those?

Finn: They're boats, Peanut.

Peanut: What are these?

Lucy: They're the tickets for the boat.

Alfie: Look! A van. Mm. Hot dogs and lemonade.

Finn: Great! I'm hungry and thirsty.



2

Action!


## 1 Read and match.

- 1 The friends ..... *b*
- 2 The tickets ..... *c*
- 3 Finn ..... *a*

*a* is hungry and thirsty.

*b* are on the bus.

*c* are for the boat.



What are these?  
They're wheels.



What are those?  
They're planes.



## 2 Write these or those and ✓ or ✗.

1 What are *these* ?

They're bikes. ✓



2 What are *those* ?

They're helicopters. ✓



3 What are *these* ?

They're trains. ✗



4 What are *those* ?

They're taxis. ✗







3 Look and write.

bus • boat • ~~ticket~~  
hot dog • lemonade



PHONICS



ee

A green tree  
and a queen.







1



Look at those planes, Duke.

**WOW!**

2



Duke: Cool! We are in the sky.  
Are you scared, Peppi?  
Peppi: No, I'm not. This is great!

3



Oh no!

**OOOPS!**

4



Oh no! I'm scared now, Duke.






5

6

Peppi: What's that? Is it a helicopter?

Duke: No, it isn't. That's Techie Bear.




Peppi and Duke: Thanks, Techie.

7



Thanks, Techie.

8



Peppi: Oh no! The bus!

Foxy: Ha ha! Peppi and Duke are very slow.

9



Look, Foxy! Techie is very fast.



Look and write.

helicopter • ~~sky~~ • bus

1 We are in the sky .

2 Is it a helicopter ?

3 Oh no! The bus !



SAMPLE PAGES



N. C. GRIVAS



# Follow Us



Teacher's

Starter

**GRIVAS**  
publications



SAMPLE PAGES

# CONTENTS

ABCD .....	5
EFGH .....	8
IJKL .....	11
MNOP .....	14
QRSTU .....	17
VWXYZ .....	20

## The Alphabet

(A-Z) ..... 23

## Numbers

(1-10) ..... 26

## Colours

..... 29

Letter Sounds (a, e, i, o, u) ..... 31

sh - ch ..... 32

Audio Track Numbers ..... 33



NAME



.....

.....

CLASS


.....






1 Listen and say.

2 Write



ant

a a ant



bag

b b bag



cat

c c cat



dog

d d dog





3 Circle.

1	a	c	a	d	a
2	b	a	b	c	b
3	c	c	a	c	d
4	d	a	d	c	d

4 Match.

5 Write the capital letter.

1

..... c

2

..... d

3

..... a


4

..... b

6 Circle.



1 d / c



2 d / a



3 d / b




4 a / c


7 Find the sticker.



1 dog



2 cat



3 ant



4 bag



8 Listen and say.

Hello, Finn!

Hi, Alfie!

Bye, Finn!

Bye, Alfie!

Now you.

9 SING

A and B  
B and C  
C and D  
A and B and C and D





**Follow**  
One-year Course

**US**



ISBN 978-960-613-271-1



9 789606 132711

**GRIVAS**  
publications

000-0474-31-0